



# Standard Plus



Dual Inverter COMPRESSOR



## High performance R32 wall-mounted unit



R32 refrigerant has a global Warming Potential (GWP) of only 675, and has been shown to have a remarkably reduced environmental impact compared to other refrigerants such as R410A. Its high efficiency is proven as just a smaller amount of R32 is required (15% less gas charge compared to R410A) with better heating performance at lower ambient temperatures whilst also using less refrigerant per kilowatt of capacity delivered.

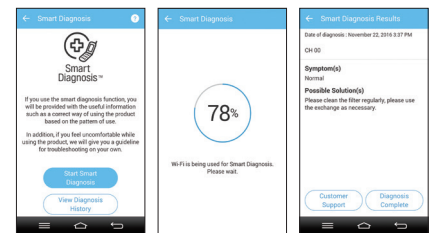
R32 high refrigerant compression rate contributes to higher system capacity than products using R410A.



## Smart diagnostics and embedded wi fi

Smart Diagnosis allows users to conveniently check set up, installation, troubleshooting and other information directly from a smartphone. Whenever, wherever and no matter how many air conditioners you have, easily access and control your air conditioners by using the smart internet devices as Android or iOS based mobile phones.

By using "LG Smart ThinQ" App and clicking "Start Smart Diagnosis," monitor and check diagnosis results conveniently via Wi-Fi.



## Night time silent operation mode

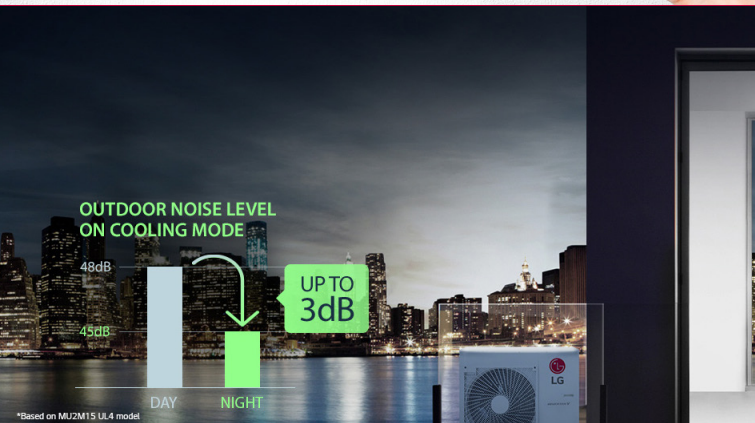
The new units feature Night Silent Operation, your air conditioning installation can simply set the dip switches on the PCB of the outdoor unit – reducing the sound levels to 46-48 dB.

## Easy to Open



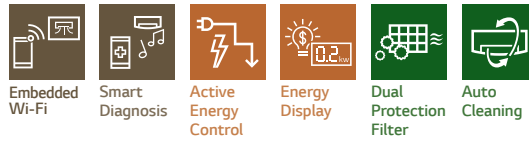
## Easy to Clean

The filter is designed for easy handling and quick cleaning, which lengthens its lifespan.



\*Based on ML2M15 UL4 model

# STANDARD PLUS



LG participates in the ECP programme for EUROVENT AC program. Check ongoing validity of certification: [www.eurovent-certification.com](http://www.eurovent-certification.com)




The Standard Plus LG wall mounted units offer a range of benefits including the inclusion of a **dual protection filter** to protect from odours and harmful substances.

They feature **Auto Cleaning** – cleaning the filter with regular airflow and removing harmful particles, preventing bacteria, mould and odours that can otherwise accumulate in an indoor unit. The **larger Skew fan**, incorporated enables the cool air flow to reach all extremities of a room, the Standard Plus **4-way swing louvres** keep the space cool and comfortable.

The **Fast Cooling** feature provides an optimised high-speed airflow which can cool rooms faster while still delivering air evenly in every direction. The **'Jet Cool'** mode reduces temperatures of outflowing air to just 18 degrees C for 30 minutes with just one click. By reducing the second vortex, which decreases airflow from the air outlet, and enlarging the fan size, the amount of airflow is increased by 13 CMM.

The LG wall mounted units operate at 19dB low noise level – quieter than a library - yet still providing healthy soft air flow in the property.



The dual protection filter and the one click 'Jet Cool' Mode will keep your indoor environment clean and comfortable.

## Technical Information - A system is one indoor unit with one connecting outdoor unit.

UNIT				9K	12K	18K
INDOOR				PC09SQ.NSJ	PC12SQ.NSJ	PC18SQ.NSK
Capacity	Cooling	Min/Rated/Max	kW	0.89/2.50/3.70	0.89/3.50/4.04	0.90/5.00/5.50
	Heating +7°C	Min/Rated/Max	kW	0.89/3.30/4.10	0.89/4.00/5.10	0.90/5.80/6.40
	Heating -7°C	Rated	kW	2.60	3.00	4.20
Power Input	Cooling	Rated	W	656	1080	1562
	Heating +7°C	Rated	W	800	1050	1611
EER			W/W	3.81	3.24	3.20
S.E.E.R. (Seasonal Energy Efficiency Ratio)				7.0	6.6	7.0
Energy Label	Cooling	(A++ to E Scale)		A++	A++	A++
	Heating	(A++ to E Scale)		A+	A+	A+
Annual Energy Consumption	Cooling		kWh	125	186	250
	Heating		kWh	875	875	1270
Sound Pressure	Cooling	Sleep	dB(A)	19	19	31
Power Supply			Ø / V / Hz	1 / 220-240 / 50	1 / 220-240 / 50	1 / 220-240 / 50
Dimension			mm	837*308*189	837*308*189	998*345*210
Net Weight			kg	8.7	8.7	11.9
OUTDOOR				PC09SQ.UA3	PC12SQ.UA3	PC18SQ.UL2
Sound Pressure	Cooling	High	dB(A)	48	48	53
	Heating	High	dB(A)	50	50	55
Net Weight			kg	25.1	25.1	34.4
Dimension			mm	717*483*230	717*483*230	770*545*288

\* This product contains Fluorinated greenhouse gases (R32). R32 is under the category A2L mildly flammable refrigerants and as such are NOT SUITABLE for retrofit applications. SEER, the higher the number, the more efficiently a product will produce cooling/heating, while conserving energy.